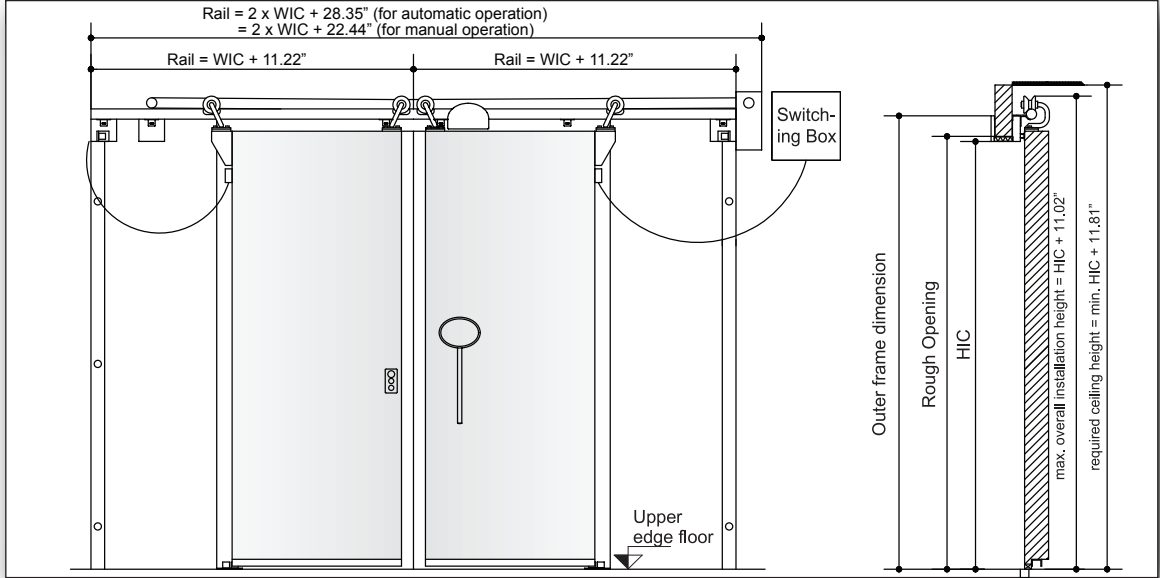
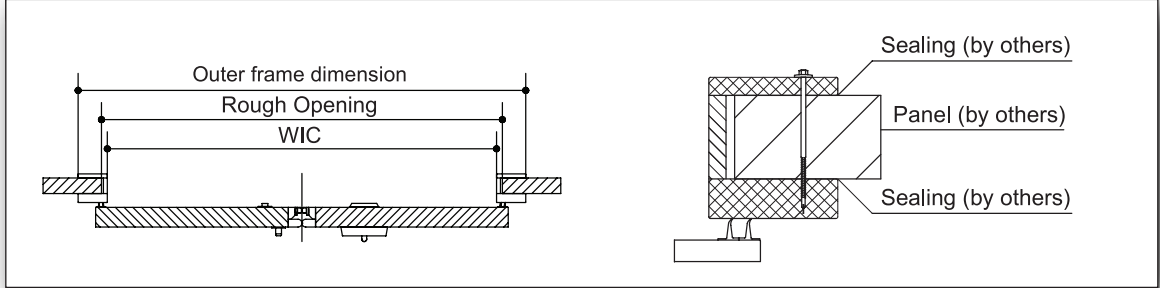


COOLER ROOM BI PARTING  
**SLIDING DOOR**

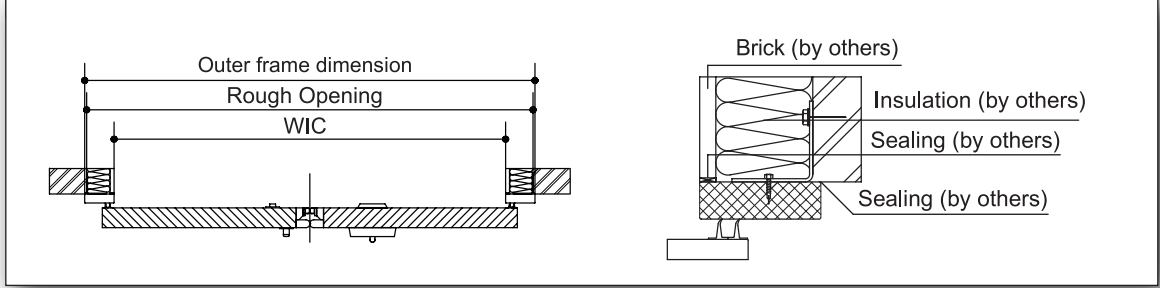
**FRONT AND LATERAL VIEW**



**DETAILS FOR PANEL INSTALLATION RIGHT SLIDING (LEFT SLIDING LATERALLY REVERSED)**



**DETAILS FOR BRICKWORK INSTALLATION RIGHT SLIDING (LEFT SLIDING LATERALLY REVERSED)**



**WARRANTY**

**1 year limited warranty on all parts**

**OPTIONS**

- floor loop option
- locking provisions
- washdown provisions
- windows in various designs
- handle options upon request

**POWER**

- low speed electric
- high speed electric (see power tab)

General information (warranty): The specifications on this Data Sheet only serve for description purposes. Affirmations with regard to the existence of specific characteristics or a certain purpose of use require a special written agreement in each case. Date: 09/2010 - Subject to technical changes. All dimensions in inches.

COOLER ROOM BI PARTING  
**SLIDING DOOR**

**KS100-2**

**CHARACTERISTICS**

**Field of use:**

Robust sliding door, used wherever heavy usage is involved.

**Temperature Range:**

down to 32°F (0°C)

**U-value for door leaf in W/m²K: 0,24**

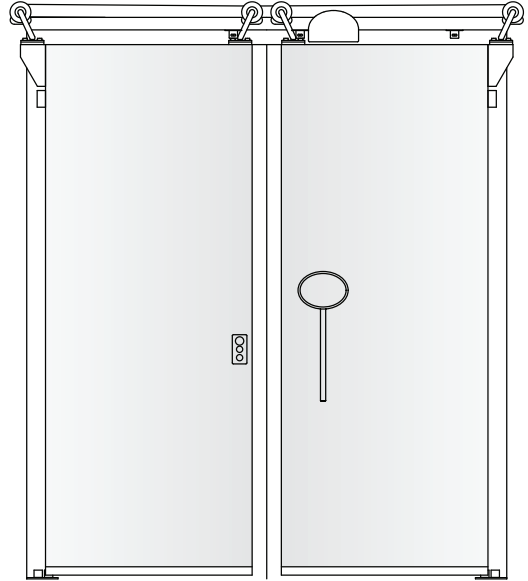
**Dimensions:**

Clear width (WIC): max. 12'  
Clear Height (HIC): max. 12'

**Standard:**

- Hygienic Rail LS 3000
- Mechanical handle for easy lifting of door out of final position

Further sizes deliverable upon request as special production.



**DOOR LEAF**

VERSION  
SEAL

Door leaf thickness 4.00"  
Foamed with 10# polyurethane hard foam  
CFC and HCFC free

Seal three laterally with double, physiologically harmless EPDM cellular rubber lip seal insertion, held into plastic profiles. In the lower area double gasketed EPDM sealing.

All seals are easily exchangeable.

**DOOR FRAME**

Ready for installation with wall angles for the block and panel installation. Option for 1 piece clamp frame. Frame can be easily replaced if damaged. Frame made of galvanized grade Z275 anticorrosion class III DIN 55928. Polyester coating, 25 micrometers, in industrial colors. Core material made of virgin PVC.

**Option:** non-cladded virgin PVC frame

**FORMWORK FOR COATING**

STEEL SHEET  
STAINLESS

Grade Z275, anticorrosion class III DIN 55928.  
Polyester coating, 25 micrometers in industrial colors in accordance with the ems color chart.

**Options:**

- Coating FS3000, 25 micrometers, especially suitable for wash down food processing applications.
- Coating for dry interior applications, 150 micrometers.

Chromium Nickel Stainless steel (CNS) 1.4301 non corrosive according to DIN 17440.

**Option:**

- Circular finish
- Brushed finish
- Further options upon request.

**HYGIENIC RAIL**

**Easy to clean, easy running and comfortable handling** are the main features of the **patented hygienic rail LS3000** (DE 100 11 245.5) made completely of **polished stainless steel**. The **easy handling** with larger dimensions is ensured by an **energy store**.

The construction without corner and edges and no concealed parts enable an easy and above all **fast installation**. The optionally available **lock (including emergency release)** ensures safety.

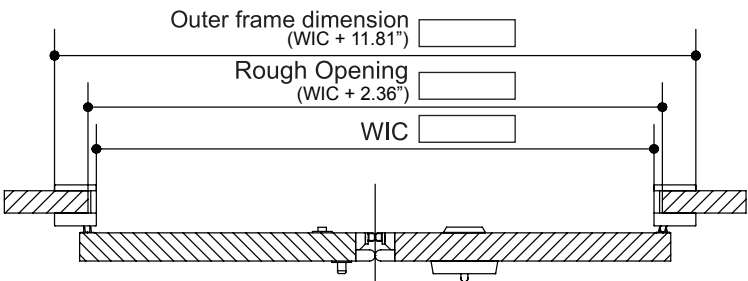
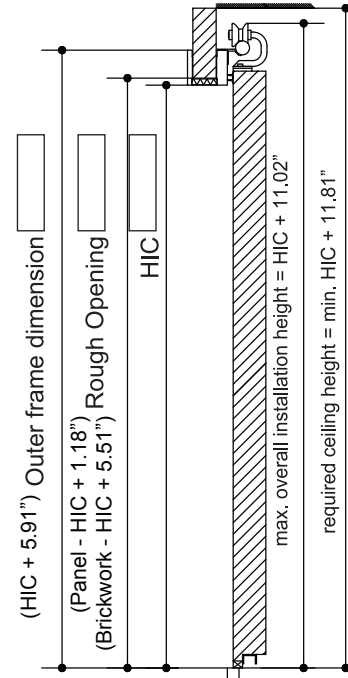
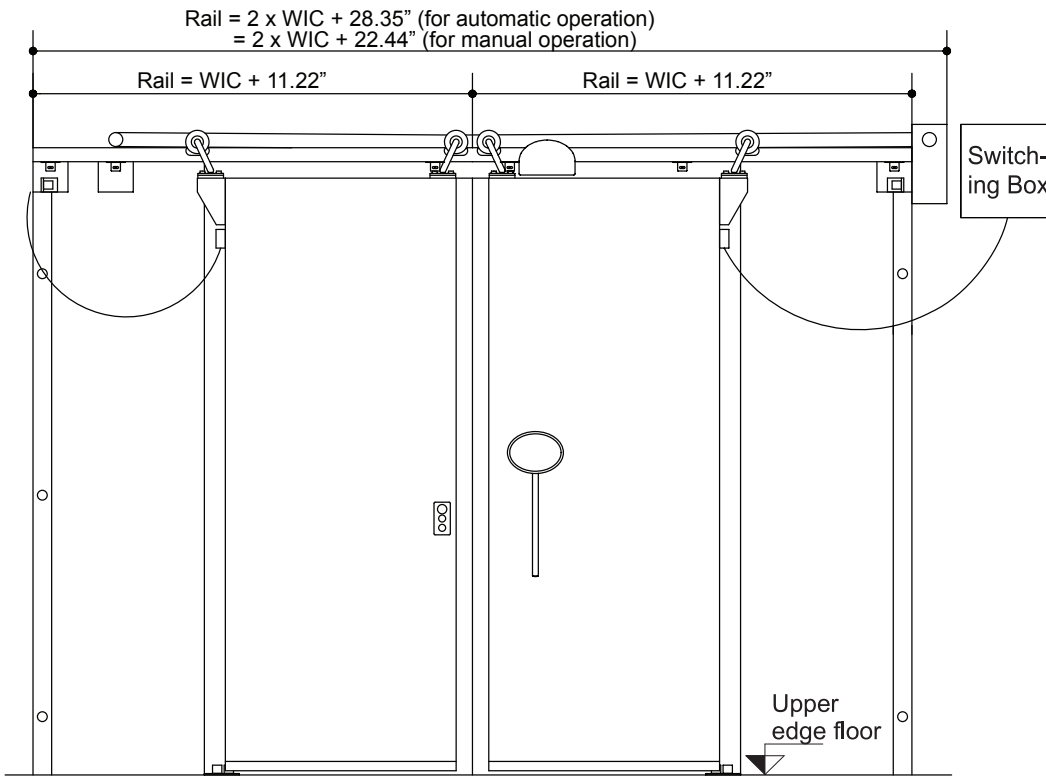
General information (warranty): The specifications on this Data Sheet only serve for description purposes. Affirmations with regard to the existence of specific characteristics or a certain purpose of use require a special written agreement in each case. Date: 09/2010 - Subject to technical changes. All dimensions in inches.  
**Important note: All surfaces are covered with a protective assembly foil which must be immediately removed after installation esp. in the case of sun radiation.**

<http://www.steelworksandsupply.com>  
Phone: (919) 639 - 3002

**ems-USA**  
INSULATED DOORS

# Shop Drawing For Fabrication

## KS100-2 COOLER ROOM BI PARTING SLIDING DOOR



### Changes, Remarks, etc.

#### Door Information

- Height In Clear \_\_\_\_\_
- Width In Clear \_\_\_\_\_
- Rough Opening Height \_\_\_\_\_
- Rough Opening Width \_\_\_\_\_
- Seal Material \_\_\_\_\_ EPDM \_\_\_\_\_ Silicone
- Hinged Side \_\_\_\_\_ Right \_\_\_\_\_ Left
- Door Finish \_\_\_\_\_ White \_\_\_\_\_ Stainless
- Stainless Finish \_\_\_\_\_ Circular \_\_\_\_\_ Brushed

#### Frame Information

- Frame Clearance Height \_\_\_\_\_
- Frame Clearance Width \_\_\_\_\_
- Frame Style \_\_\_\_\_ Clamp \_\_\_\_\_ Flat
- Clamp Rough Opening \_\_\_\_\_
- Flat Frame Finished Opening \_\_\_\_\_
- Wall Thickness \_\_\_\_\_
- Pocket Holes \_\_\_\_\_ Yes \_\_\_\_\_ No
- Frame Material \_\_\_\_\_ PVC White Clad  
 \_\_\_\_\_ PVC S/S Clad

#### Options

- Power Slide \_\_\_\_\_ Yes \_\_\_\_\_ No

#### Ordering Information

- Door Number \_\_\_\_\_
- Quantity \_\_\_\_\_
- Job \_\_\_\_\_
- P.O. Number \_\_\_\_\_
- Date Ordered \_\_\_\_\_

<http://www.steelworksandsupply.com>

Phone: (919) 639 - 3002

\_\_\_ Approved \_\_\_ Approved w/changes (use box if needed)

INSULATED DOORS

Signature \_\_\_\_\_

Date \_\_\_\_\_