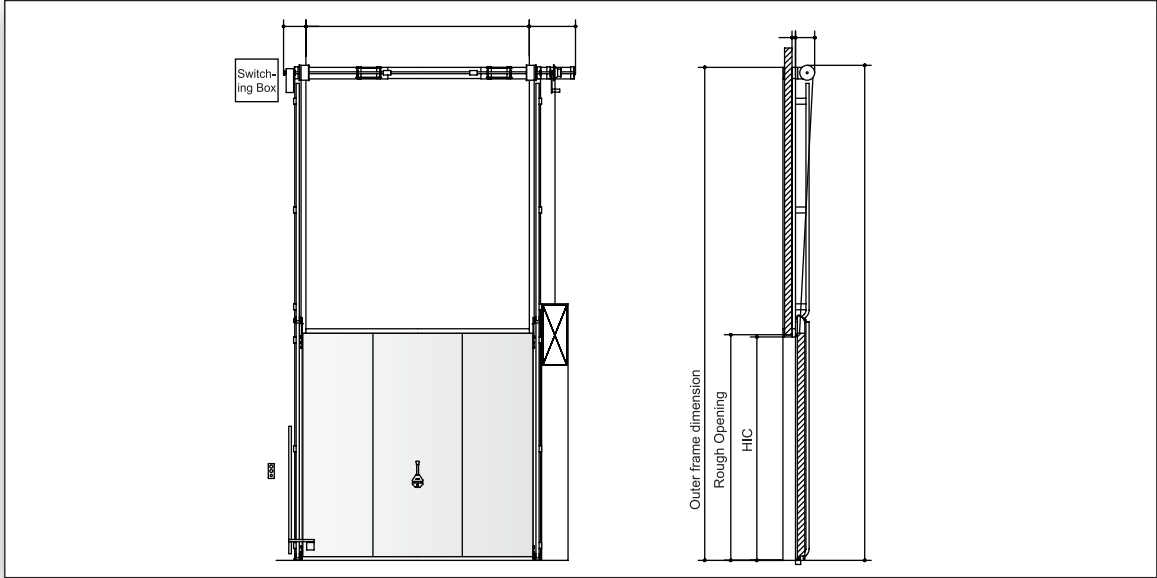
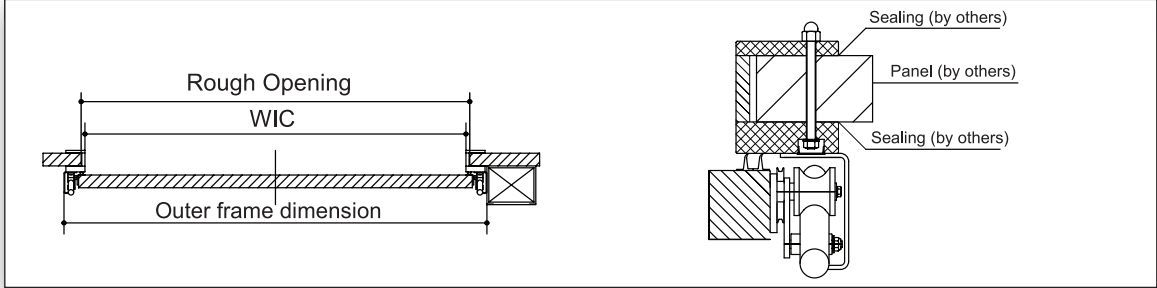


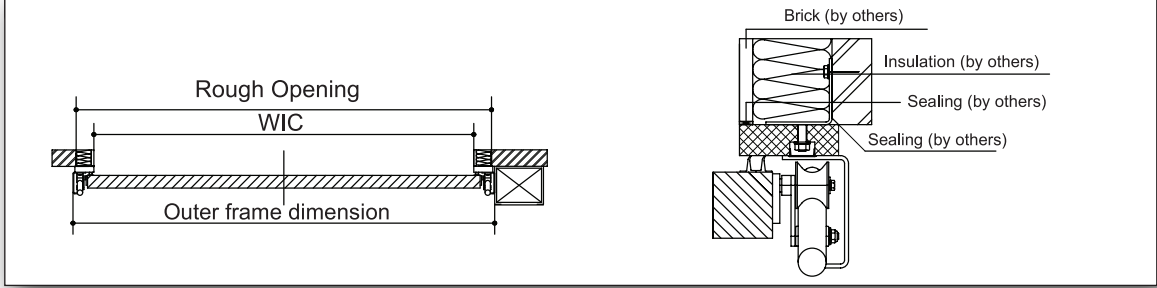
FRONT AND LATERAL VIEW



DETAILS FOR PANEL INSTALLATION LEFT SWING (RIGHT SWING LATERALLY REVERSED)



DETAILS FOR BRICKWORK INSTALLATION LEFT SWING (RIGHT SWING LATERALLY REVERSED)



WARRANTY

1 year limited warranty on all parts

OPTIONS

- floor loop option
- locking provisions
- washdown provisions
- windows in various designs
- handle options upon request

POWER

- low speed electric
- high speed electric (see power tab)

General information (warranty): The specifications on this Data Sheet only serve for description purposes. Affirmations with regard to the existence of specific characteristics or a certain purpose of use require a special written agreement in each case. Date: 09/2010 - Subject to technical changes. All dimensions in inches.

VERTICAL LIFT OVERHEAD DOOR

KH100v

CHARACTERISTICS

Field of use:

Robust insulated door for refrigerated dock or other applications.

Temperature Range:

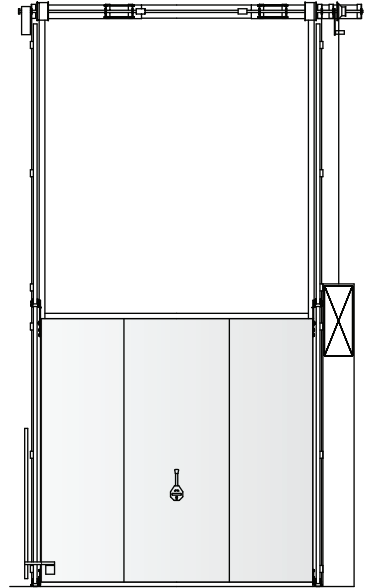
down to 32°F (0°C)

U-value for door leaf in W/m²K: 0,24

Dimensions:

Clear width (WIC): max. 10'
Clear Height (HIC): max. 10'

Further sizes deliverable upon request as special production.



DOOR LEAF

VERSION

Door leaf thickness 4.00"
Foamed with 10# polyurethane hard foam
CFC and HCFC free

SEAL

Seal three laterally with double, physiologically harmless EPDM cellular rubber lip seal insertion, held into plastic profiles. In the lower area double gasketed EPDM sealing.

All seals are easily exchangeable.

DOOR FRAME

Ready for installation with wall angles for the block and panel installation. Option for 1 piece clamp frame. Frame can be easily replaced if damaged. Frame made of galvanized grade Z275 anticorrosion class III DIN 55928. Polyester coating, 25 micrometers, in industrial colors. Core material made of virgin PVC. Equipped with a counter weight system.

Option: non-cladded virgin PVC frame

FORMWORK FOR COATING

STEEL SHEET

Grade Z275, anticorrosion class III DIN 55928.
Polyester coating, 25 micrometers in industrial colors in accordance with the ems color chart.

Options:

- Coating FS3000, 25 micrometers, especially suitable for wash down food processing applications.
- Coating for dry interior applications, 150 micrometers.

STAINLESS

Chromium Nickel Stainless Steel (CNS) 1.4301 non corrosive according to DIN 17440.

Option:

- Circular finish
- Brushed finish
- Further options upon request.

HYGIENIC RAIL

Easy to clean, easy running and comfortable handling are the main features of the **patented hygienic rail LS3000** (DE 100 11 245.5) made completely of **polished stainless steel**. The **easy handling** with larger dimensions is ensured by an **energy store**.

The construction without corner and edges and no concealed parts enable an easy and above all **fast installation**. The optionally available **lock (including emergency release)** ensures safety.

General information (warranty): The specifications on this Data Sheet only serve for description purposes. Affirmations with regard to the existence of specific characteristics or a certain purpose of use require a special written agreement in each case. Date: 09/2010 - Subject to technical changes. All dimensions in inches.

Important note: All surfaces are covered with a protective assembly foil which must be immediately removed after installation esp. in the case of sun radiation.

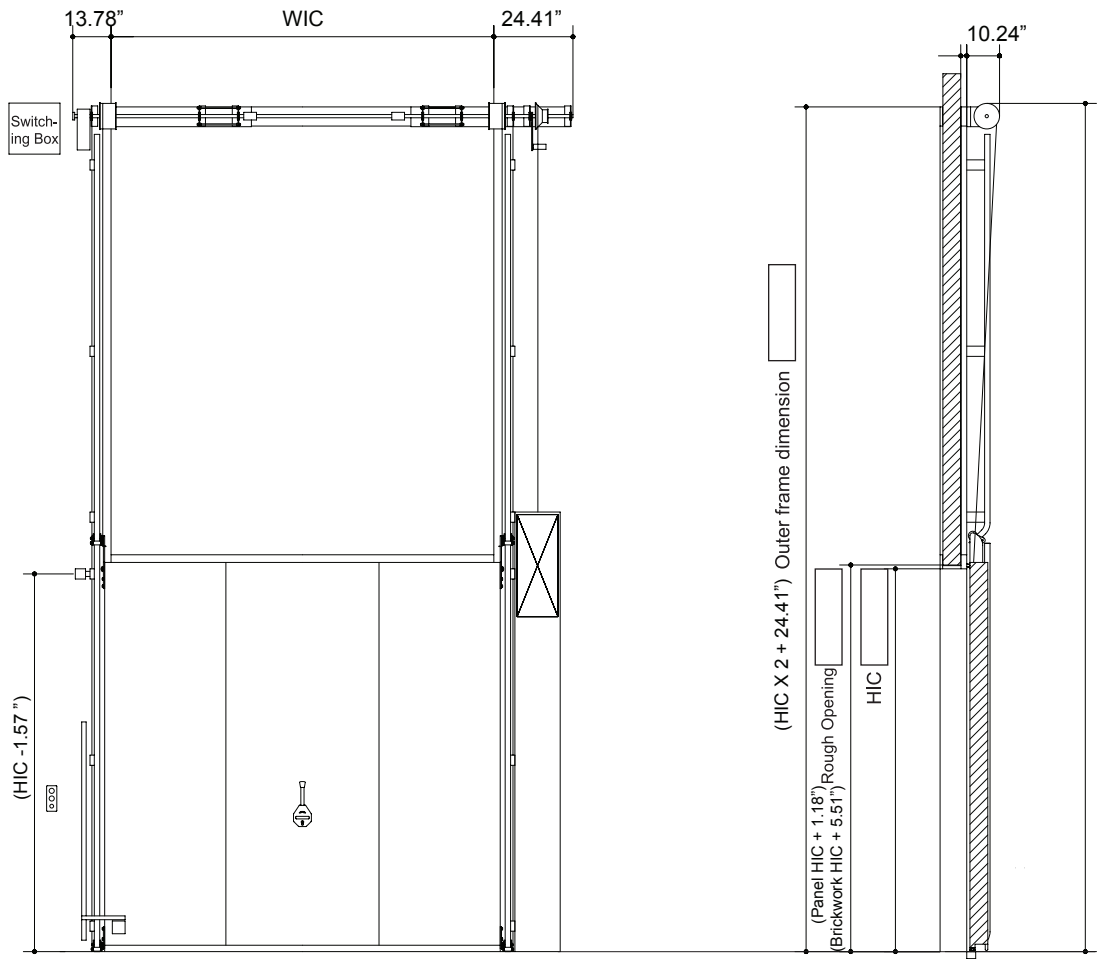
<http://www.steelworksandsupply.com>

Phone: (919) 639 - 3002

ems-USA
INSULATED DOORS

Shop Drawing For Fabrication

KH100v VERTICAL LIFT OVERHEAD DOOR



Door Information

- Height In Clear _____
- Width In Clear _____
- Rough Opening Height _____
- Rough Opening Width _____
- Seal Material _____ EPDM _____ Silicone
- Hinged Side _____ Right _____ Left
- Door Finish _____ White _____ Stainless
- Stainless Finish _____ Circular _____ Brushed

Frame Information

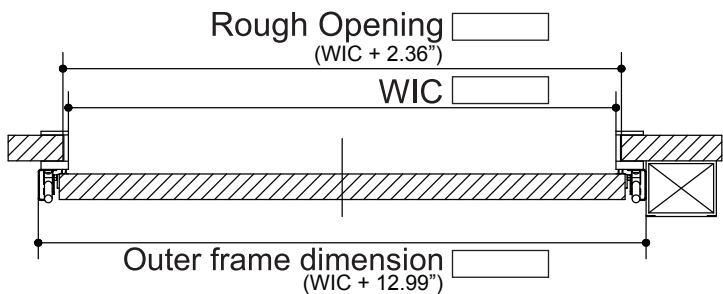
- Frame Clearance Height _____
- Frame Clearance Width _____
- Frame Style _____ Clamp _____ Flat
- Clamp Rough Opening _____
- Flat Frame Finished Opening _____
- Wall Thickness _____
- Pocket Holes _____ Yes _____ No
- Frame Material _____ PVC White Clad
_____ PVC S/S Clad

Options

- Power Slide _____ Yes _____ No

Ordering Information

- Door Number _____
- Quantity _____
- Job _____
- P.O. Number _____
- Date Ordered _____



Changes, Remarks, etc.

<http://www.steelworksandsupply.com>

Phone: (919) 639 - 3002

___ Approved ___ Approved w/changes (use box if needed)

INSULATED DOORS

Signature _____

Date _____