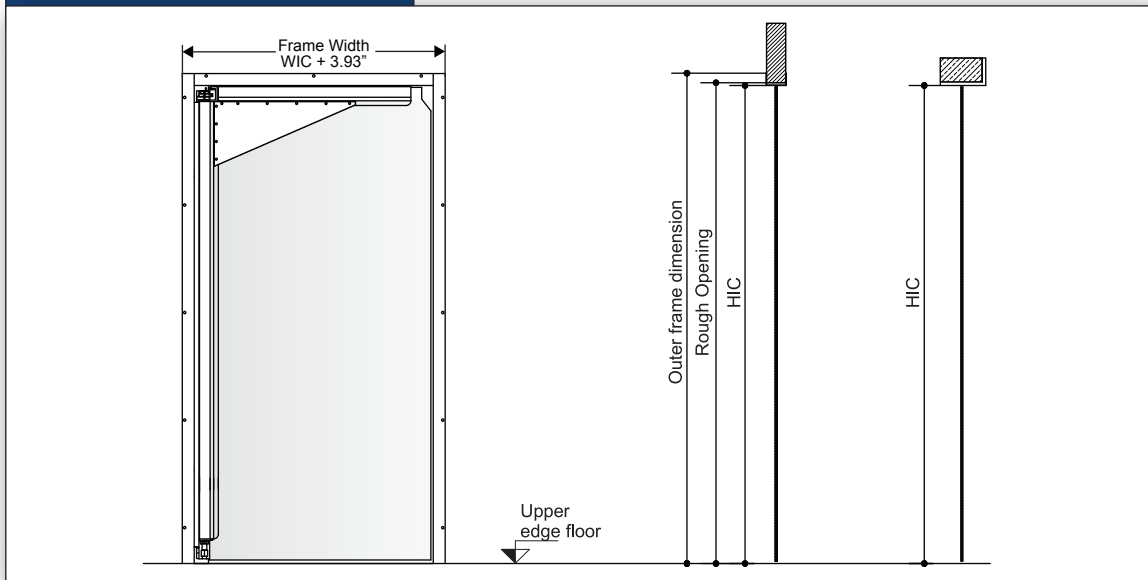




FRONT AND LATERAL VIEW



DETAILS FOR PANEL INSTALLATION LEFT SWING (RIGHT SWING LATERALLY REVERSED)



DETAILS FOR BRICKWORK INSTALLATION LEFT SWING (RIGHT SWING LATERALLY REVERSED)



DETAILS FOR BRICKWORK INSTALLATION LEFT SWING (RIGHT SWING LATERALLY REVERSED)



WARRANTY

1 year limited warranty on all parts

OPTIONS

- magnetic clamp with arm
- electric or pneumatic opening mechanism
- kickplates & bumpers

PLASTIC
PENDULUM DOOR

General information (warranty): The specifications on this Data Sheet only serve for description purposes. Affirmations with regard to the existence of specific characteristics or a certain purpose of use require a special written agreement in each case. Date: 09/2010 - Subject to technical changes. All dimensions in inches.

PLASTIC PENDULUM DOOR

CHARACTERISTICS

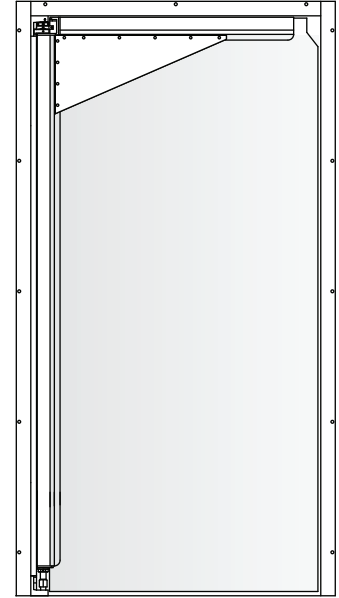
Field of use:

Pharmaceutical & food plants for separation of rooms with equal temperature.

Dimensions:

Clear width (WIC): max. 5'
Clear Height (HIC): max. 7'

Further sizes deliverable upon request as special production.



DOOR LEAF

VERSION

Door leaf made of UV resistant soft PVC (PTK35) highly transparent in door leaf thickness of 1/8", 1/4" or 3/8" upon request.
PTK35 in low-temperature execution down to -50°F.

SEAL

DOOR FRAME

Block installation:

Frame from stainless steel (1-1/2" x 3/4") with integrated bearing points.

Panel installation:

Frame from stainless steel (1-1/2" x 3/4") with integrated bearing points.

- Option:**
- U-clamp frame for panel installation
 - Door frame and channel in Hot-Dip galvanized steel

FORMWORK FOR COATING

PLASTIC

Door leaf in transnetz/glasklar highly transparent, high-tear, firm glass fiber fabric strengths 1/4" and 3/8" in the door leaf.

COLORS



HINGES/HANDLES

180° working hinges in chromium nickel stainless steel 1.4301
180° working hinges from Hot-Dip galvanized steel

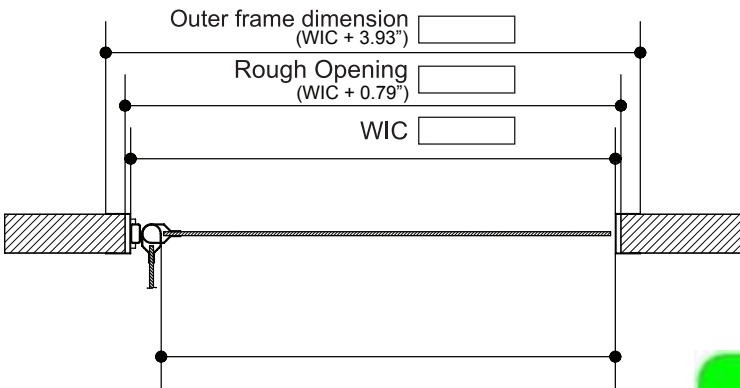
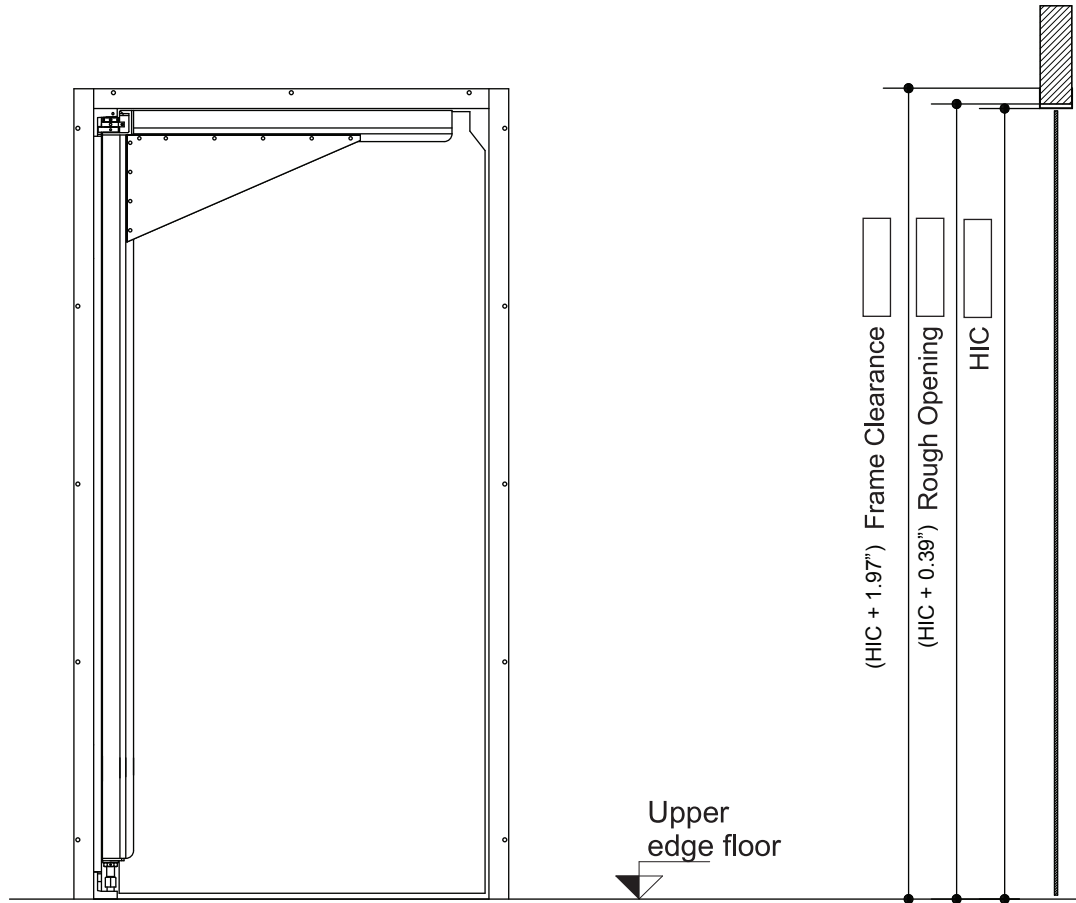
General information (warranty): The specifications on this Data Sheet only serve for description purposes. Affirmations with regard to the existence of specific characteristics or a certain purpose of use require a special written agreement in each case. Date: 09/2010 - Subject to technical changes. All dimensions in inches.

Important note: All surfaces are covered with a protective assembly foil which must be immediately removed after installation esp. in the case of sun radiation.

Shop Drawing For Fabrication

PT Plast1

PLASTIC PENDULUM DOOR



Changes, Remarks, etc.

<http://www.steelworksandsupply.com>
Phone: (919) 639 - 3002

Door Information

- Height In Clear _____
- Width In Clear _____
- Rough Opening Height _____
- Rough Opening Width _____
- Seal Material EPDM Silicone
- Hinged Side Right Left
- Door Finish White Stainless
- Stainless Finish Circular Brushed

Frame Information

- Frame Clearance Height _____
- Frame Clearance Width _____
- Frame Style 2 pc Block
- Clamp Rough Opening _____
- Flat Frame Finished Opening _____
- Wall Thickness _____
- Pocket Holes Yes No
- Frame Material PVC White Clad
 PVC S/S Clad
 Foamed
 Stainless Steel

Options

- Push/Pull Handle Yes No
- Handle Package Plastic Handle
 Stainless Handle
- Mortise Lock (Stainless Steel) Yes
- Panic Bar W/Exterior Access
 W/Out Exterior Access
- Kick Plate Yes No
- Door Closer Yes No
- Window Yes No
- Size _____

Ordering Information

- Door Number _____
- Quantity _____
- Job _____
- P.O. Number _____
- Date Ordered _____

Approved Approved w/changes (use box if needed)

INSULATED DOORS

Signature _____

Date _____