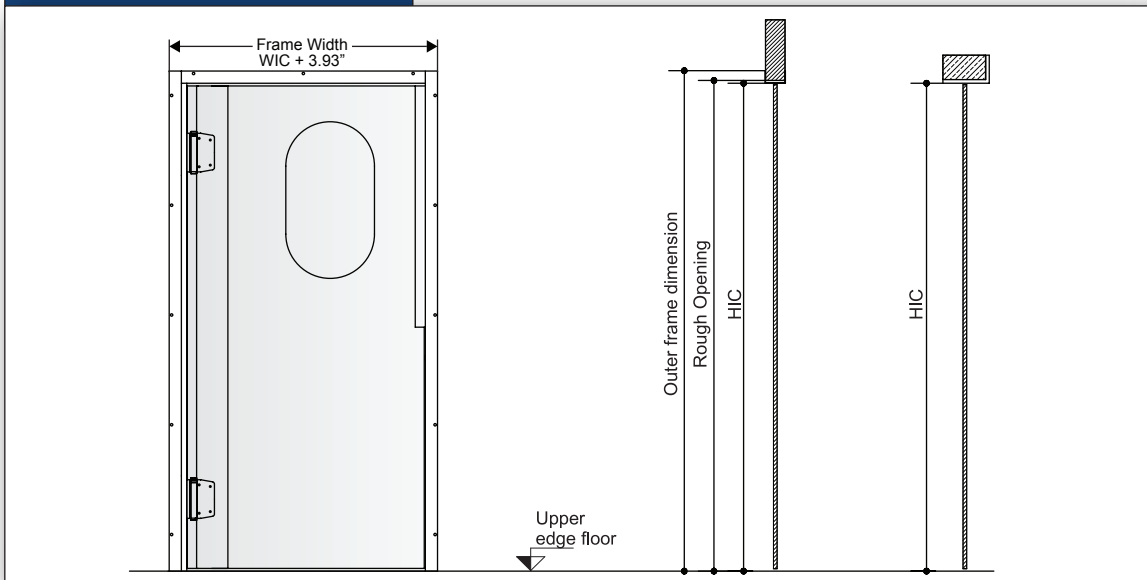



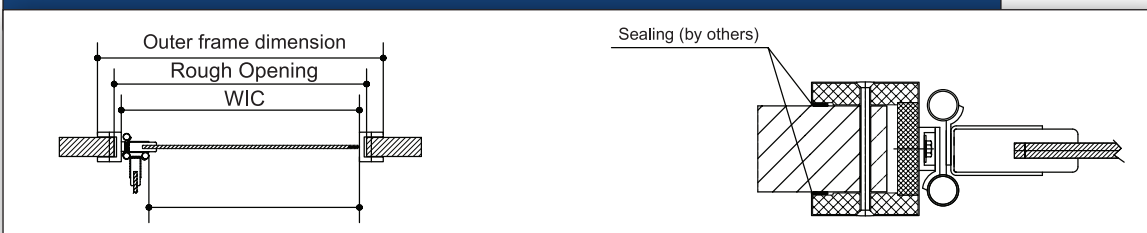
FRONT AND LATERAL VIEW



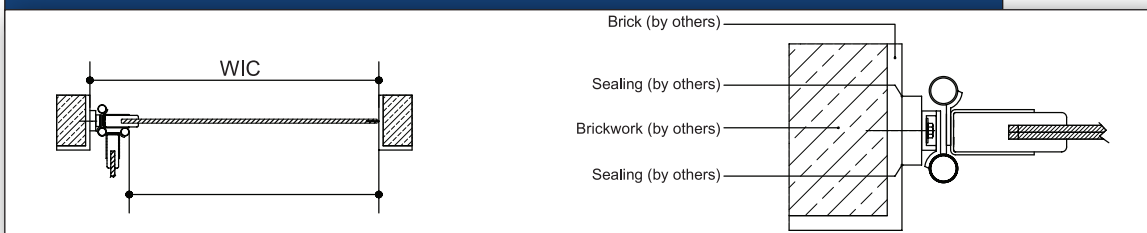
DETAILS FOR PANEL INSTALLATION LEFT SWING (RIGHT SWING LATERALLY REVERSED)



DETAILS FOR BRICKWORK INSTALLATION LEFT SWING (RIGHT SWING LATERALLY REVERSED)



DETAILS FOR BRICKWORK INSTALLATION LEFT SWING (RIGHT SWING LATERALLY REVERSED)



WARRANTY

1 year limited warranty on all parts

OPTIONS

- 180° plastic hinges
- kickplates & bumpers

POLYETHYLENE
PENDULUM DOOR

General information (warranty): The specifications on this Data Sheet only serve for description purposes. Affirmations with regard to the existence of specific characteristics or a certain purpose of use require a special written agreement in each case. Date: 09/2010 - Subject to technical changes. All dimensions in inches.

POLYETHYLENE
PENDULUM DOOR

General information (warranty): The specifications on this Data Sheet only serve for description purposes. Affirmations with regard to the existence of specific characteristics or a certain purpose of use require a special written agreement in each case. Date: 09/2010 - Subject to technical changes. All dimensions in inches.
Important note: All surfaces are covered with a protective assembly foil which must be immediately removed after installation esp. in the case of sun radiation.

CHARACTERISTICS

Field of use:
Pharmaceutical & food plants for separation of rooms with equal temperature.

Dimensions:
Clear width (WIC): max. 5'
Clear Height (HIC): max. 8'

Further sizes deliverable upon request as special production.



DOOR LEAF

VERSION
Door leaf thickness 0.5" with bacteria resistant polyethylene.

SEAL
Seal on both sides of door leaf, cold resistant, black elastomer seal.

DOOR FRAME

Block installation:
Plastic door frame ready for easy installation.

Panel installation:
Plastic door frame, U-profile in 2mm stainless steel. Ready for easy installation.

Option: U-clamp frame, stainless steel for easy installation.

FORMWORK FOR COATING

Polyethylene plastic in various colors.

POLYETHYLENE PLASTIC

COLORS
Standard Colors: (special order available)

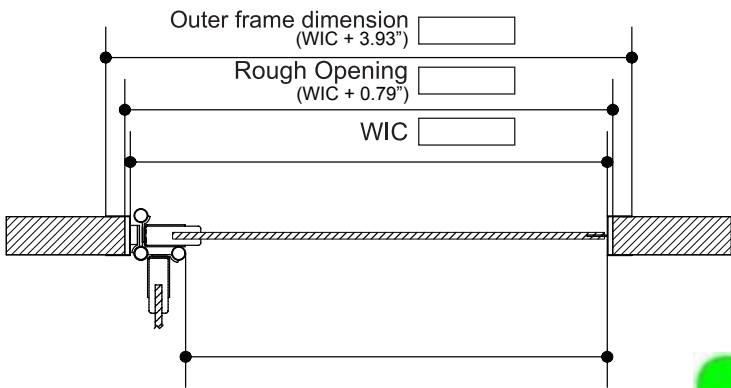
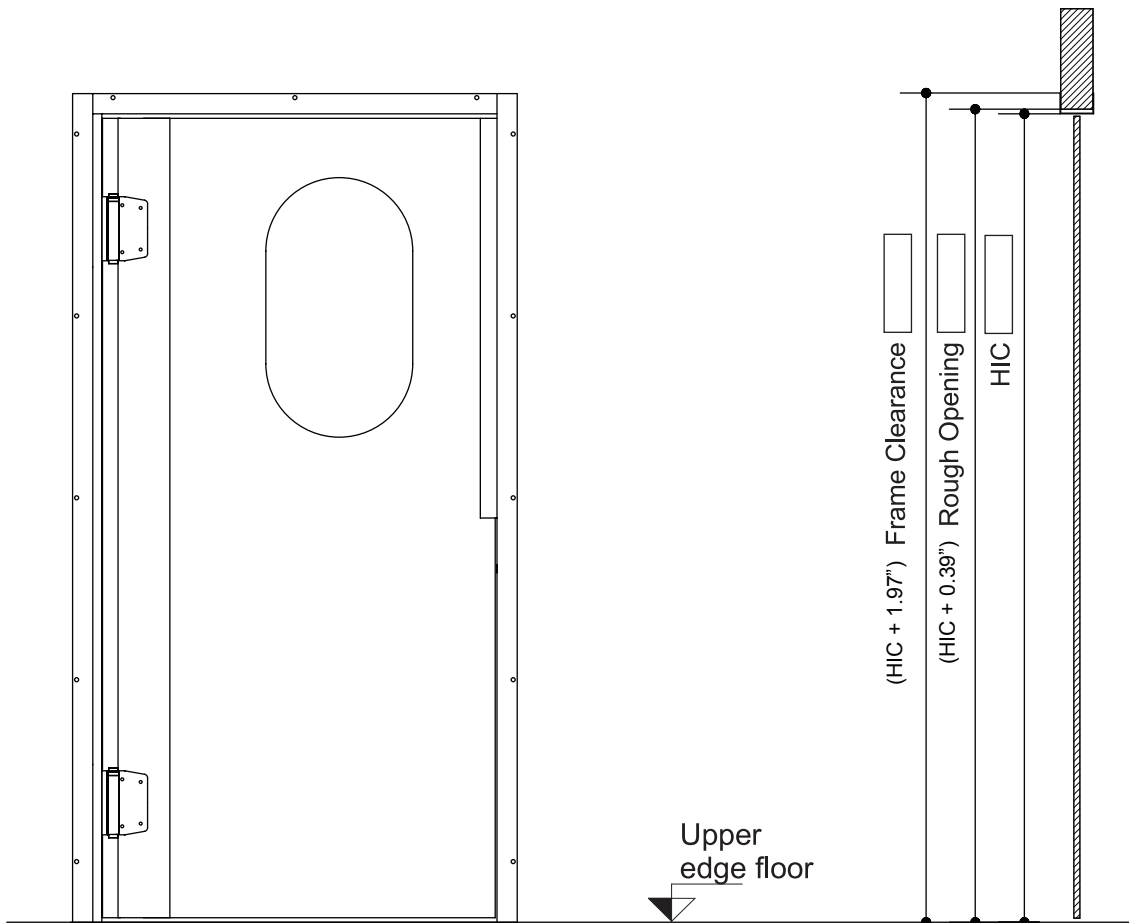
HINGES/HANDLES

Standard execution: 180° working hinges in chromium nickel stainless steel 1.4301

<http://www.steelworksandsupply.com>
Phone: (919) 639 - 3002

Shop Drawing For Fabrication

PPT1 POLYETHYLENE PENDULUM DOOR



Changes, Remarks, etc.

<http://www.steelworksandsupply.com>

Phone: (919) 639 - 3002

Door Information

- Height In Clear _____
- Width In Clear _____
- Rough Opening Height _____
- Rough Opening Width _____
- Seal Material EPDM Silicone
- Hinged Side Right Left
- Door Finish White Stainless
- Stainless Finish Circular Brushed

Frame Information

- Frame Clearance Height _____
- Frame Clearance Width _____
- Frame Style 2 pc Block
- Clamp Rough Opening _____
- Flat Frame Finished Opening _____
- Wall Thickness _____
- Pocket Holes Yes No
- Frame Material PVC White Clad
 PVC S/S Clad
 Foamed
 Stainless Steel

Options

- Push/Pull Handle Yes No
- Handle Package Plastic Handle
 Stainless Handle
- Mortise Lock (Stainless Steel) Yes
- Panic Bar W/Exterior Access
 W/Out Exterior Access
- Kick Plate Yes No
- Door Closer Yes No
- Window Yes No
- Size _____

Ordering Information

- Door Number _____
- Quantity _____
- Job _____
- P.O. Number _____
- Date Ordered _____

Approved Approved w/changes (use box if needed)

INSULATED DOORS

Signature _____

Date _____